

# Information System of Europol Annual Report 2008

## Table of Contents

<u>1.</u>	<u>Summary</u> .....	2
<u>2.</u>	<u>IS Content</u> .....	3
<u>2.1.</u>	<u>Progression of the IS content</u> .....	3
<u>2.2.</u>	<u>IS content per object type</u> .....	4
<u>2.3.</u>	<u>IS content per crime area</u> .....	5
<u>2.4.</u>	<u>IS content per owner</u> .....	6
<u>3.</u>	<u>IS annual usage</u> .....	7
<u>3.1.</u>	<u>Insertions</u> .....	7
<u>3.2.</u>	<u>Overall deletions</u> .....	8
<u>3.3.</u>	<u>Searches</u> .....	9
<u>3.4.</u>	<u>User accounts</u> .....	10
<u>4.</u>	<u>Cross Check</u> .....	11
<u>4.1.</u>	<u>Person object</u> .....	11
<u>4.1.1.</u>	<u>CBCC on person objects</u> .....	11
<u>4.1.2.</u>	<u>MSCC on person objects</u> .....	11
<u>4.2.</u>	<u>Other types of objects</u> .....	12
<u>4.2.1.</u>	<u>CBCC on other types of objects</u> .....	12
<u>4.2.2.</u>	<u>MSCC on other types of objects</u> .....	12
<u>Annex</u>	.....	14

# 1. Summary

Based on data available concerning the content and usage of the Information System of Europol in 2008 it can be summarised that:

## **Content on 31 December 2008:**

On 31 December 2008 the IS contained 86,334 objects and 82,819 relationships. The total number of Person objects stored in the IS was 20,587.

Compared to December 2007 the IS content increased by 55.50%.

Drugs trafficking, with 27.54% of all objects was the major crime area followed by Forgery of Money with 17.38%, Trafficking in Human Beings with 14.85%, Robbery with 8.76% and Illegal Immigration with 5.89%.

Germany was the main provider of data followed by Belgium, France, Europol (on behalf of Third Parties) and Austria.

140 CBCC events (119 on persons and 21 on other objects) were available in the IS by the end of 2008

## **Data loaders**

On 31<sup>st</sup> December 2008, 8 countries were using data loaders: Germany, The Netherlands, Denmark, Spain, Belgium, Sweden, France and Italy.

## **Usage**

All 27 Member States have personnel who have been trained and have the ability to use the IS at national level.

127,282 input actions<sup>1</sup> were performed in the IS during 2008.

In 2008, all Member States and Europol (on behalf of Third Parties) have inserted new data and 24 Member States have deleted data in the system.

119,228 searches were run in the system in 2008.

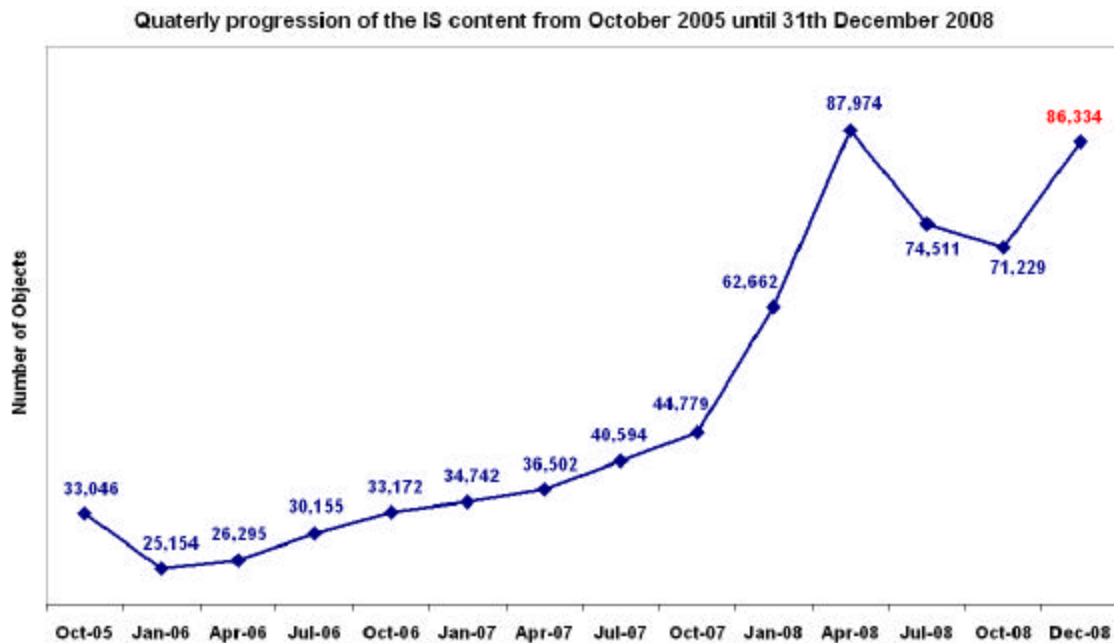
---

<sup>1</sup> By input actions is meant insert, delete and update of existing information.

## 2. IS Content

December 2008 the IS contained 86,334 objects and 82,871 relationships<sup>2</sup>.

### 2.1. Progression of the IS content

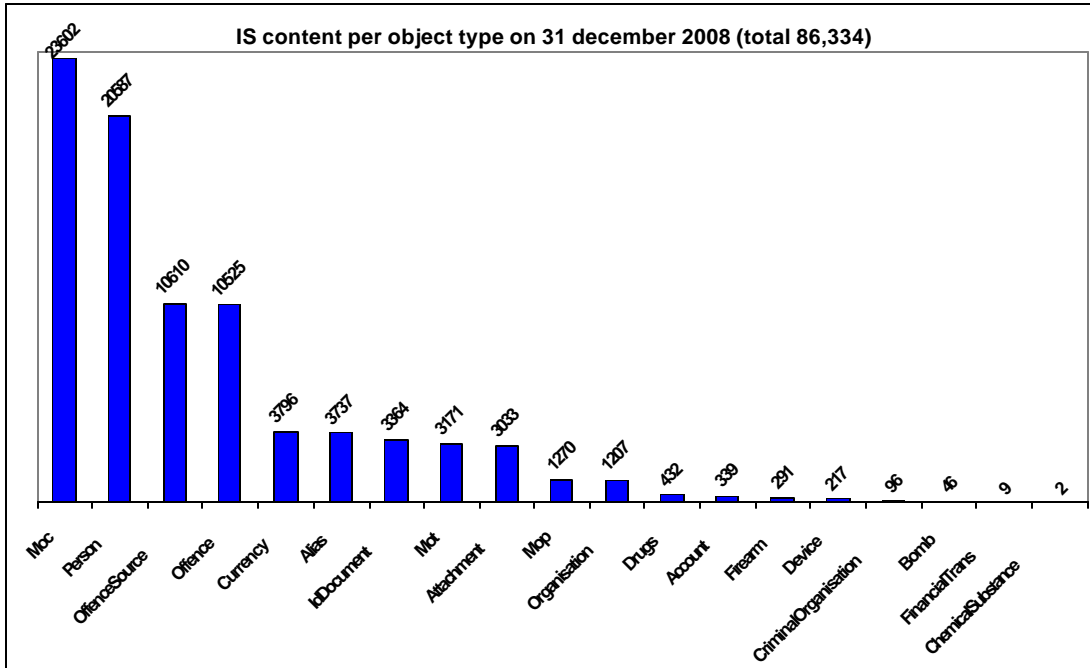


Figures presented in the chart above show a marked increase of the IS content during the last quarter 2007 and the first quarter 2008, followed by a significant decrease during the second quarter of 2008 (partly due to changes in the statistical tool and to the automatic deletion of expired objects). This decrease continued during the third quarter of 2008. During the fourth quarter of 2008, the content of the IS increased again.

This increase can be partly explained by the insertion of data related to forgery of money by France using an automatic data loader. Eight member states are now using data loaders to insert data in the IS.

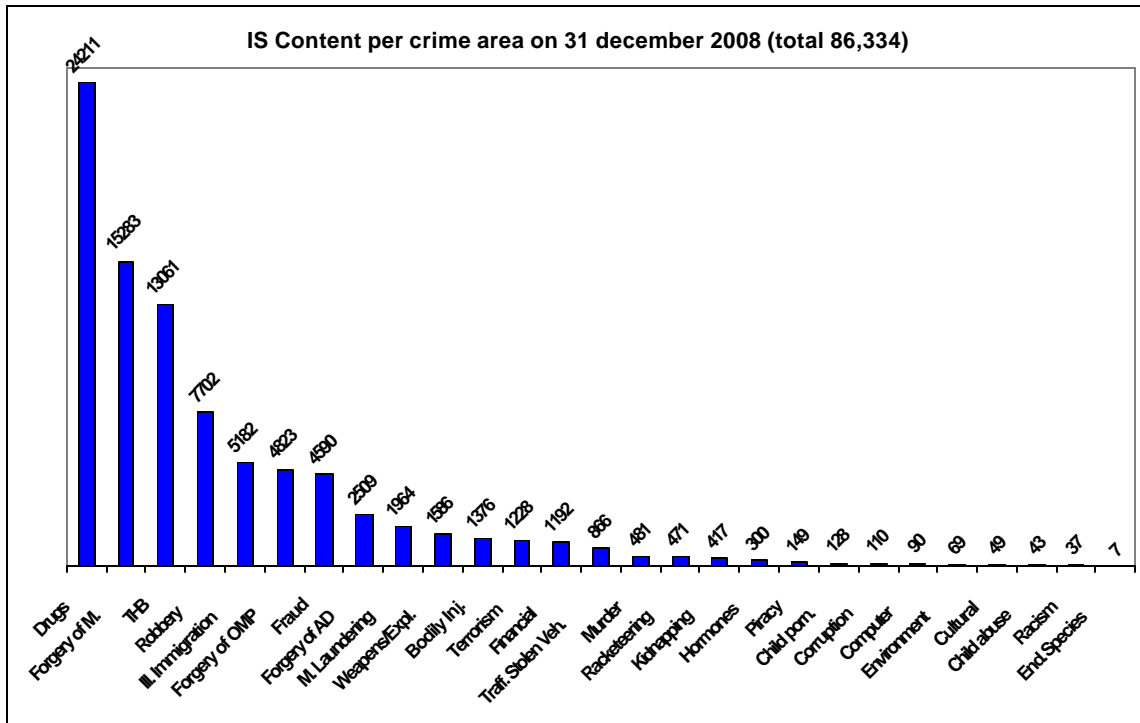
<sup>2</sup> These numbers are based on information available in the IS Statistical Tool on 7 January 2009. This information can slightly differ from the situation on the 31<sup>st</sup> December 2008.

## 2.2. IS content per object type



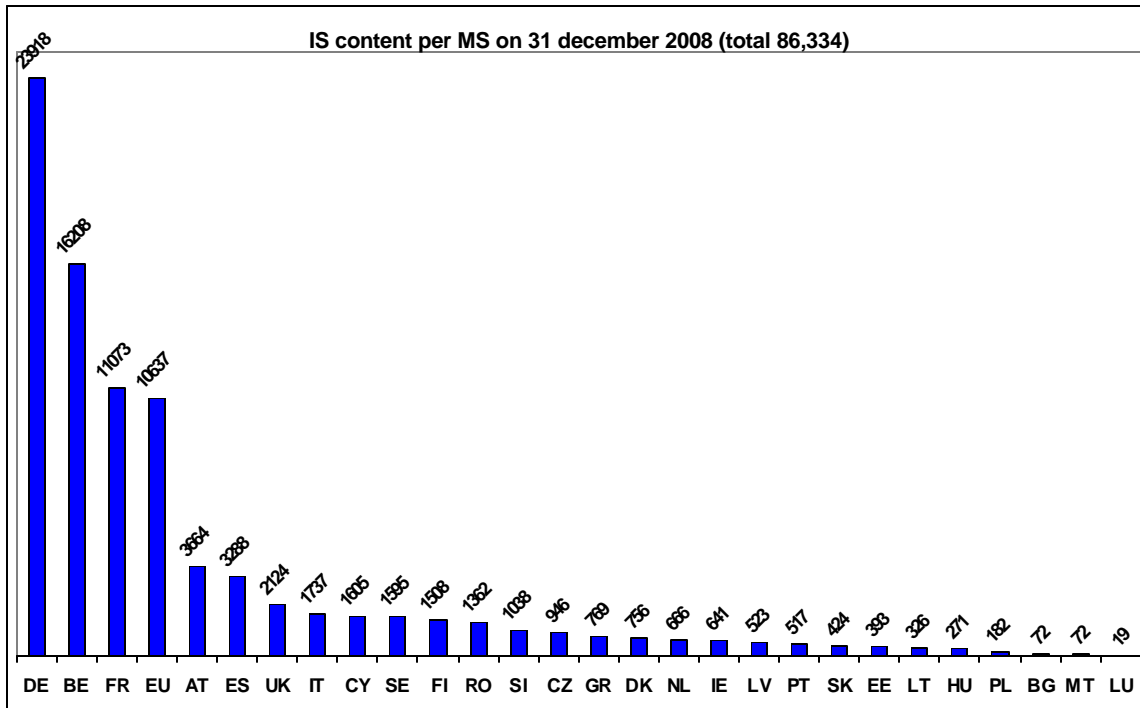
On 31 December 2008, the average number of person objects per offence was 1.95.

### 2.3. IS content per crime area



Drugs trafficking represented 27.54% of the data stored into the IS, followed by Forgery of Money with 17.39%, Trafficking in Human Beings with 14.85%, Robbery with 8.76%, and Illegal Immigration with 5.89%.

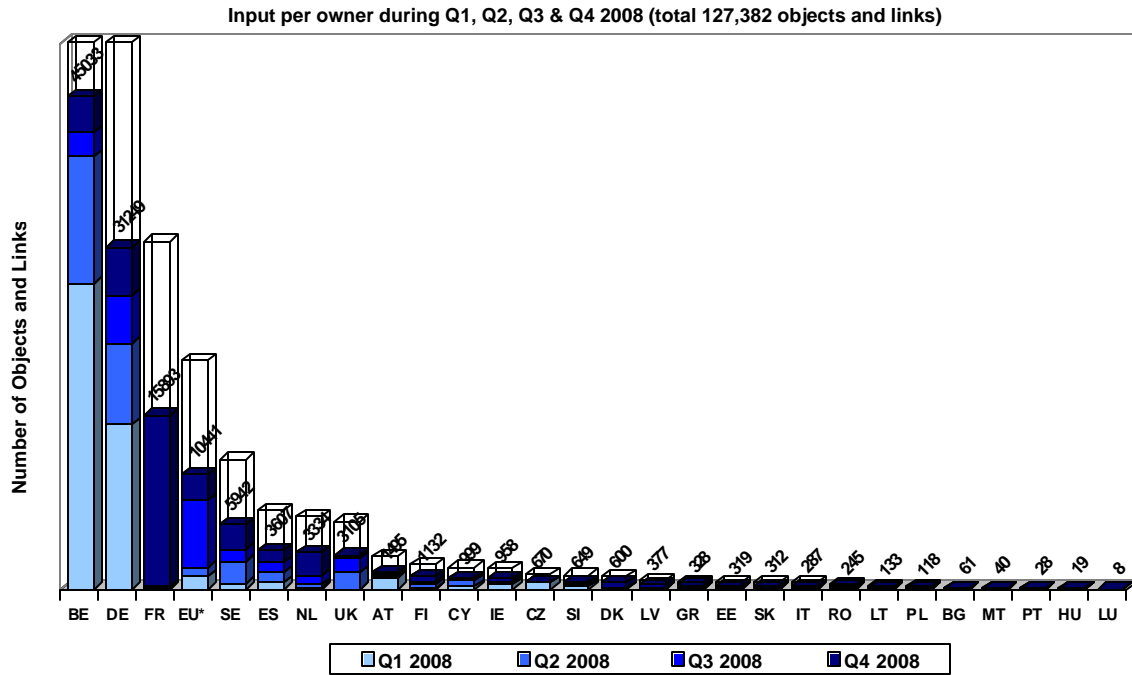
## 2.4. IS content per owner



The chart above shows the total number of objects stored in the IS per owner. On 31 December 2008, Germany was the main provider of data followed by Belgium, France, Europol (on behalf of Third Parties) and Austria.

### 3. IS annual usage

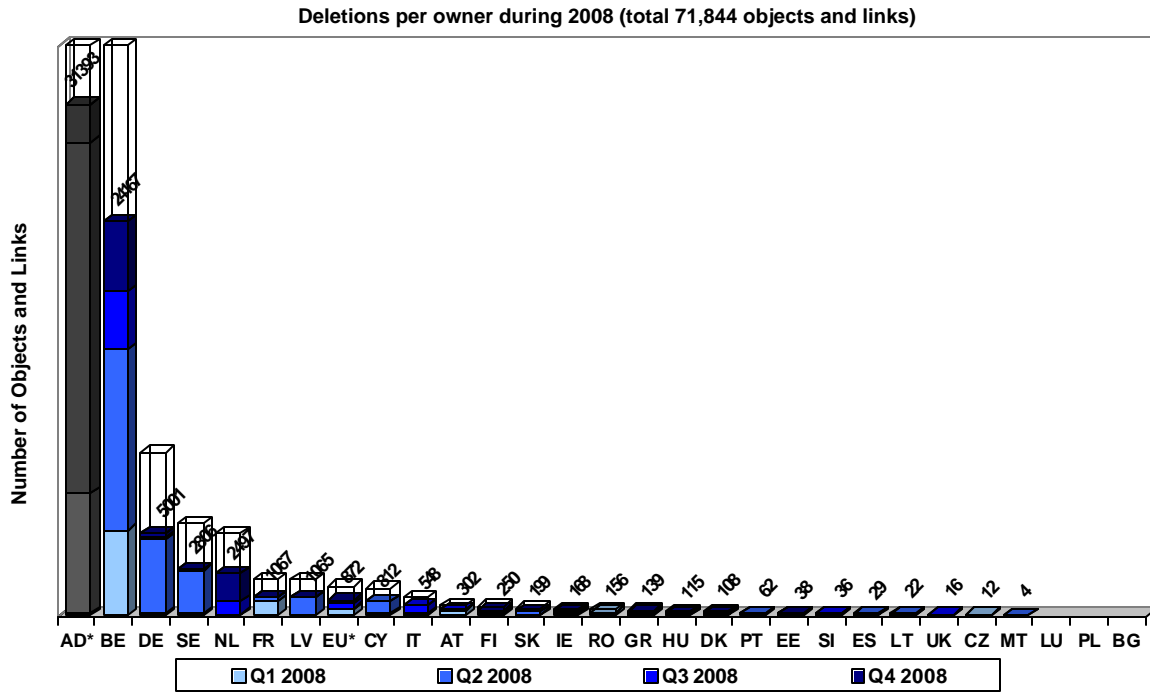
#### 3.1. Insertions



127,382 objects and links were inserted in the IS in 2008:

- 8.2% of the insertions were done by Europol on behalf of Third Parties
- 82% of the insertions processed in 2008 were done by means of a data loader

### 3.2. Deletions

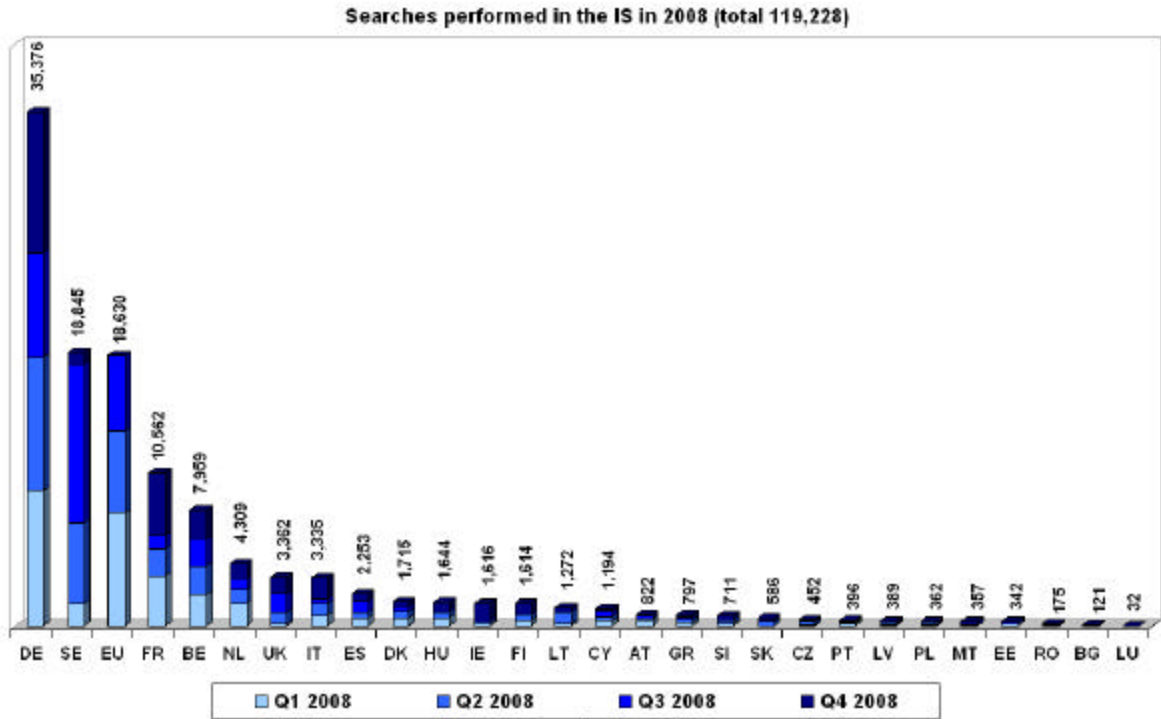


AD\*: Automatic deletion of expired objects

EU\*: Manual deletions during review period of data contributed by Third Parties

### 3.3. Searches

During 2008 119,228 searches were run in the IS. The following graph details this number per country and per quarter.



### 3.4. User accounts

The following table presents the total number of IS users on 6<sup>th</sup> November 2008 (latest available figures) per country and per user role.

	Accounts activated		Data Reader	Data Entry	CBCC Admin	Data Loader account
AT	102		102	86	8	
BE	161		161	2	10	1
BG	6		6	4	2	
CY	6		6	5	5	
CZ	14		14	13	1	
DE	530		530	4	92	1
DK	102		102	6	9	1
EE	12		12	4	1	
FI	50		50	11	6	
FR	90		90	70	12	1
GR	36		36	21	3	
HU	11		11	5	2	
IE	16		16	15	3	
IT	25		25	9	6	1
LT	25		25	10	2	
LU	2		2	2	2	
LV	7		7	2	2	
MT	6		6	6	1	
NL	15		15	1	4	1
PL	9		9	8		
PT	8		8	7	2	
SE	142		142	7	6	1
SI	13		13	5	2	
ES	7		7	3	2	1
SK	19		19	9	1	
RO	6		6	5	1	
UK	9		9	4	2	
EU	198		198	19	7	
Total	1627		1627	343	194	8

## 4. Cross Check

### 4.1. Person object

#### 4.1.1. CBCC on person objects

The following table shows the number of CBCC events related to person objects per MS on 31<sup>st</sup> December 2008.

	AT	BE	BG	CY	CZ	DE	DK	EE	ES	EU	FI	FR	GR	IT	LT	MT	NL	RO	SE	SI	SK	UK	TOT	
AT		5												2				2	2					11
BE	5			1		5				1		2					18		2					34
CY		1																						1
CZ							1																	1
DE		5					4			9		2	1	8	1		2	3	6			1		42
DK					1	4				1		2						2	2					12
EE										1													1	2
ES										3				1										4
EU		1				9	1	1	3	8	6				8				1	1				39
FI										6				1	1				1					9
FR		2					2							1									1	6
GR						2																		2
IT	2					1			1	1	1	1												6
LT						8				8	1													17
MT						1																		1
NL		18				2																	3	23
RO	2					3	2																	7
SE	2	2				6	2			1	1													14
SI										1														1
SK						1																		1
UK								1				1					3							5
TOT	11	34		1	1	42	12	2	4	39	9	6	2	6	17	1	23	7	14	1	1	5	119	

On 31 December 2008, the IS contained 119 CBCC events related to persons.

#### 4.1.2. MSCC on person objects

The following table shows the number of MSCC events related to person objects per MS on 31<sup>st</sup> December 2008.

DE	FI	BE	FR	ES	IT	DK	AT	UK	IE	LT	RO	Total
34	26	25	18	14	10	7	4	4	2	1	1	146

## 4.2. Other types of objects

With the delivery of IS version 1.5, the CBCC/MSCC functionality was extended to the following types of objects: means of payment, ID document, firearm, organisation and account.

### 4.2.1. CBCC on other types of objects

The following table shows the number of CBCC events related to objects other than persons per MS on 31<sup>st</sup> December 2008.

	AT	BE	CZ	DE	EU	FI	IE	IT	SE	UK	TOT
AT				2				1			3
BE			1	1	1						3
CZ		1				1					2
DE	2	1			3				1		7
EU		1		3	10	1					15
FI			1		1						2
IE										4	4
IT	1										1
SE				1							1
UK							4				4
TOT	3	3	2	7	15	2	4	1	1	4	21

On 31 December 2008, the IS contained 21 CBCC events related to objects other than persons. From these 21 CBCC events, 8 were related to means of communication, 7 to means of transportation, and 6 related to ID documents.

### 4.2.2. MSCC on other types of objects

The following table shows the number of MSCC events related to objects other than persons per MS on 31<sup>st</sup> December 2008.

DE	BE	CY	UK	SI	IE	FR	FI	CZ	ES	GR	HU	PT	AT	LU	SE	Total
189	118	25	12	11	9	5	3	2	2	2	2	2	1	1	1	385

On 31 December 2008, the IS contained 385 MSCC events related to objects other than persons. From these 385 MSCC events, 137 were related to means of communication, 104 to means of payment, 90 to ID documents, 34 to means of transportation, and 20 to organisations.

# Annex

## Countries ISO Codes

Austria	AT
Belgium	BE
Bulgaria	BG
Cyprus	CY
Czech Republic	CZ
Denmark	DK
Estonia	EE
Europol	EU
Finland	FI
France	FR
Germany	DE
Greece	GR
Hungary	HU
Ireland	IE
Italy	IT
Latvia	LV
Lithuania	LT
Luxembourg	LU
Malta	MT
Netherlands	NL
Poland	PL
Portugal	PT
Romania	RO
Slovakia	SK
Slovenia	SI
Spain	ES
Sweden	SE
United Kingdom	UK

## Crime areas

Bodily injury	Bodily injury
Child abuse	Child abuse
Child pornography	Child porn.
Computer crime	Computer crime
Corruption	Corruption
Cultural property crime	Prop. crime
Drugs trafficking	Drugs
Environmental crime	Environ. crime
Financial crime	Financial crime
Forgery of administrative documents	FAD
Forgery of means of payment other than money	Forgery of MOP
Forgery of money	FOM
Fraud and swindling	Fraud & swind.
Illegal immigration	Illeg. immig.
Kidnapping and hostage-taking	Kidnapping
Money laundering	Money laund.
Murder	Murder
Product piracy	Product piracy
Racism and xenophobia	Racism
Racketeering and extortion	Racketeering
Robbery	Robbery
Terrorism	Terrorism
Trade in endangered species	Endangered species
Trafficking in hormonal substances	Horm. subst.
Trafficking in human beings	THB
Trade in human organs	Human organs
Trafficking in nuclear substances	Nuclear
Trafficking in stolen vehicles	Vehicles
Weapons and explosives	Weapons